C

Indexable Boring Tools



Modular Boring System



BT-GCK Boring Adapter



GCK Extension Adaptor



GCK Reduction Adapto



RB Rough Boring Tool



FB Finishing Boring Tool



SFB Finishing Boring Tool



GBJ16 Fining Boring Tool



Rough Boring Tool
Insert Holder



Finishing Boring Tool
Insert Holder



Finishing Boring Tool
Insert Holder



Fining Boring Tool
Insert Holder



RB Rough Boring Tool



GRB Large Diameter
Rough Boring tool



GST-FB Large Diameter
Finishing Boring Tool

RB

Rough Boring Body

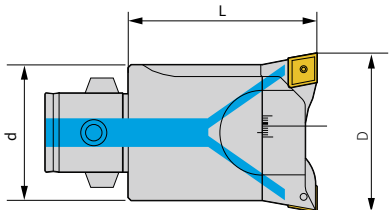



Ordering code	d	L	Screw A	Screw B	Wrench	Weight	Stock
RB19	11	21.5	PSCAM040160D	PSCAM040160D	PTH03LD	0.16	●
RB25	14	40	PSCAM040160D	PSCAM040160D	PTH03LD	0.33	●
RB32	18	52	PSCAM050100D	PSCAM050200D	PTH40LD	0.49	●
RB40	22	48	PSCAM060120D	PSCAM060200D	PTH50LD	0.98	●
RB50	28	62	PSCAM050120D	PSCAM060250D	PTH50LD	1.60	●
RB63	36	60	PSCAM050160D	PSCAM080300D	PTH60LD	1.93	●
RB80	36	60	PSCAM050160D	PSCAM080300D	PTH60LD	0.56	●

● Standard Stock ○ Available Upon Order

DZA/DZB

Rough Boring tool Insert Holder

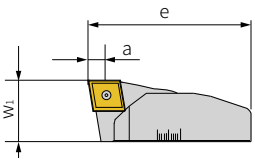

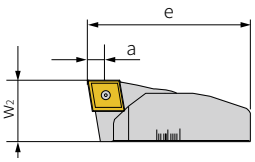



Ordering code		e	W1	W2	a	Boring range	Boring adapter	Insert	Screw	Wrench	Weight	Stock
High flute insert holder A	Low flute insert holder B											
DZA2026	DZB2026	17.0	13.2	13.0	0.5-2	20-26	RB19	CCMT0602	PSI55M060025-35010D	PTT08PD	0.01	●
DZA2533	DZB2533	20.9	13.2	13.0	0.5-2	25-33	RB19	CCMT0602	PSI55M060025-35010D	PTT08PD	0.01	●
DZA2936	DZB2936	25	11.7	11.5	0.5-2	29-36	RB25	CCMT0602	PSI55M060025-35010D	PTT08PD	0.17	●
DZA3542	DZB3542	30	11.7	11.5	0.5-2	35-42	RB25	CCMT0602	PSI55M060025-35010D	PTT08PD	0.19	●
DZA3645	DZB3645	32	11.7	11.5	0.5-2	36-45	RB32	CCMT0602	PSI55M060025-35010D	PTT08PD	0.37	●
DZA4453	DZB4453	38	11.7	11.5	0.5-2	44-53	RB32	CCMT0602	PSI55M060025-35010D	PTT08PD	0.37	●
DZA4556	DZB4556	40	15.6	15.4	0.5-3	45-56	RB40	CCMT09T3	PSI60M100040-57010D	PTT15PD	0.56	●
DZA5566	DZB5566	40.5	15.6	15.4	0.5-3	55-66	RB40	CCMT09T3	PSI60M100040-57010D	PTT15PD	0.58	●
DZA5674	DZB5674	49	17.6	17.4	0.5-3	56-74	RB50	CCMT09T3	PSI60M100040-57010D	PTT15PD	1.10	●
DZA7492	DZB7492	62	17.6	17.4	0.5-3	74-92	RB50	CCMT09T3	PSI60M100040-57010D	PTT15PD	1.14	●
DZA7090	DZB7090	60	22.6	22.4	0.5-4	70-90	RB63	CCMT1204	PSI45M110050-70010D	PTT20PD	1.78	●
DZA90110	DZB90110	78	22.6	22.4	0.5-4	90-110	RB63	CCMT1204	PSI45M110050-70010D	PTT20PD	1.90	●
DZA90130	DZB90130	82	22.6	22.4	0.5-4	90-130	RB80	CCMT1204	PSI45M110050-70010D	PTT20PD	2.30	●
DZA130170	DZB130170	99.5	22.6	22.4	0.5-4	130-170	RB80	CCMT1204	PSI45M110050-70010D	PTT20PD	2.44	●

● Standard Stock ○ Available Upon Order

DZA/DZB

Rough and Back Boring tool Insert Holder

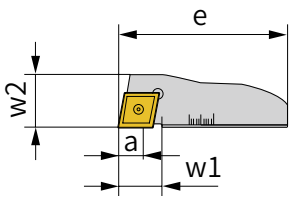



Back boring tool insert holder C	e	W1	W2	Boring range	Adapter size	Insert	Sccrew	Wrench	Weight	Clamp	Stock
DZCF2936	25	4	11	29-36	RB25	CCMT0602	PSI55M060025-35010D	PTT08PD	0.01	YB25	●
DZCF3542	30	7	11	35-42	RB25	CCMT0602	PSI55M060025-35010D	PTT08PD	0.02	YB25	●
DZCF3645	32	5	11	36-45	RB32	CCMT0602	PSI55M060025-35010D	PTT08PD	0.02	YB32	●
DZCF4453	38	9	11	44-53	RB32	CCMT0602	PSI55M060025-35010D	PTT08PD	0.02	YB32	●
DZCF4556	40	5	15	45-56	RB40	CCMT09T3	PSI60M100040-57010D	PTT15PD	0.04	YB40	●
DZCF5566	40.5	12	15	55-66	RB40	CCMT09T3	PSI60M100040-57010D	PTT15PD	0.05	YB40	●
DZCF5674	49	11	17	56-74	RB50	CCMT09T3	PSI60M100040-57010D	PTT15PD	0.07	YB50	●
DZCF7492	62	17	17	74-92	RB50	CCMT09T3	PSI60M100040-57010D	PTT15PD	0.09	YB50	●
DZCF7090	60	12	21	70-90	RB63	CCMT1204	PSI45M110050-70010D	PTT20PD	0.13	YB63	●
DZCF90110	78	22	21	90-110	RB63	CCMT1204	PSI45M110050-70010D	PTT20PD	0.18	YB63	●
DZCF90130	82	24	21.5	90-130	RB80	CCMT1204	PSI45M110050-70010D	PTT20PD	0.18	YB80	●
DZCF130170	102.5	24	21.5	130-170	RB80	CCMT1204	PSI45M110050-70010D	PTT20PD	0.28	YB80	●

● Standard Stock ○ Available Upon Order

RB

Rough Boring Tool

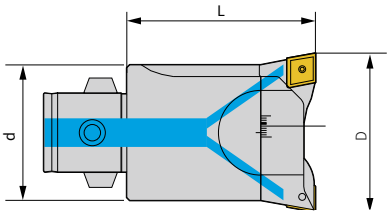



Ordering code	d	L	Boring range	Adapter size	Insert holder	Weight	Stock
GCK1-RB19-M	19	32.5	20-26	GCK1	DZA2026 DZB2026	0.09	●
GCK1-RB19-L	19	32.5	25-31	GCK1	DZA2533 DZB2533	0.1	●
GCK2-RB25-M	25	50	29-36	GCK2	DZA2936 DZB2936	0.17	●
GCK2-RB25-L	25	50	35-42	GCK2	DZA3542 DZB3542	0.19	●
GCK3-RB32-M	32	65	36-45	GCK3	DZA3645 DZB3645	0.37	●
GCK3-RB32-L	32	65	44-53	GCK3	DZA4453 DZB4453	0.37	●
GCK4-RB40-M	40	63	45-56	GCK4	DZA4556 DZB4556	0.56	●
GCK4-RB40-L	40	63	55-66	GCK4	DZA5566 DZB5566	0.58	●
GCK5-RB50-M	50	80	56-74	GCK5	DZA5674 DZB5674	1.10	●
GCK5-RB50-L	50	80	74-92	GCK5	DZA7492 DZB7492	1.14	●
GCK6-RB63-M	64	82	70-90	GCK6	DZA7090 DZB7090	1.78	●
GCK6-RB63-L	64	82	90-110	GCK6	DZA90110 DZB90110	1.90	●
GCK6-RB80-M	80	82	90-130	GCK6	DZA90130 DZB90130	2.30	●
GCK6-RB80-L	80	82	130-170	GCK6	DZA130170 DZB130170	2.44	●

Remarks: Quotation with the insert holder

● Standard Stock ○ Available Upon Order

RB

Rough Back-boring Tool

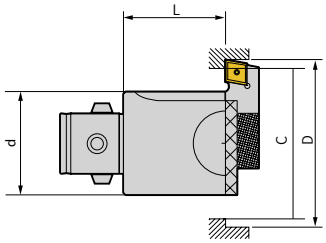



Ordering code	D1	L	Back boring range	Adapter size	Insert holder	Weight	Clamp	Stock
GCK2-RB25-MF	25	50	29-36	GCK2	DZCF2936	0.17	YB25	●
GCK2-RB25-LF	25	50	35-42	GCK2	DZCF3542	0.19	YB25	●
GCK3-RB32-MF	32	63	36-45	GCK3	DZCF3645	0.37	YB32	●
GCK3-RB32-LF	32	63	44-53	GCK3	DZCF4453	0.37	YB32	●
GCK4-RB40-MF	40	63	45-56	GCK4	DZCF4556	0.56	YB40	●
GCK4-RB40-LF	40	63	55-66	GCK4	DZCF5566	0.58	YB40	●
GCK5-RB50-MF	50	80	56-74	GCK5	DZCF5674	1.10	YB50	●
GCK5-RB50-LF	50	80	74-92	GCK5	DZCF7492	1.14	YB50	●
GCK6-RB63-MF	64	80	70-90	GCK6	DZCF7090	1.78	YB63	●
GCK6-RB63-LF	64	80	90-110	GCK6	DZCF90110	1.90	YB63	●
GCK6-RB80-MF	80	80	90-130	GCK6	DZCF90130	2.30	YB80	●
GCK6-RB80-LF	80	80	130-170	GCK6	DZCF130170	2.44	YB80	●

Remarks: Quotation with the insert holder

● Standard Stock ○ Available Upon Order

LRB

Large Diameter Rough Boring Tool

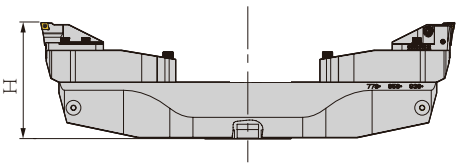



Ordering code	H	Boring range	Adapter size	Insert holder	Insert	Weight	Stock
GCA-LRB148-200	102	148-200	GCA	DPZRBCC12 DPZRBCN16	CC**1204\CN**1606	3.86	●
GCA-LRB198-250	102	198-250	GCA		CC**1204\CN**1606	4.39	●
GCA-LRB248-300	102	248-300	GCA		CC**1204\CN**1606	4.87	●
GCB-LRB298-380	114	298-380	GCB		CC**1204\CN**1606	8.97	●
GCB-LRB378-460	119	378-460	GCB		CC**1204\CN**1606	10.73	○
GCB-LRB458-540	124	458-540	GCB		CC**1204\CN**1606	12.66	○
GCB-LRB538-780	198	538-780	GCB		CC**1204\CN**1606	25.11	○
GCB-LRB778-1020	218	778-1020	GCB		CC**1204\CN**1606	36.30	○
GCB-LRB1018-1260	218	1018-1260	GCB		CC**1204\CN**1606	43.73	○

Remarks: Quotation with the spare parts

● Standard Stock ○ Available Upon Order

Ordering code	H	Parts	Adapter size	Insert holder
DPZRBCC12	CCMT120408	PSI45M110050-70010D	PTT20PD PTH30LD/ PTH40LD	0.25
DPZRBCN16	CNMG1606	STMC1604 STML0828 STMX0822 STMY0823		0.3

FB

Finishing Boring Tool

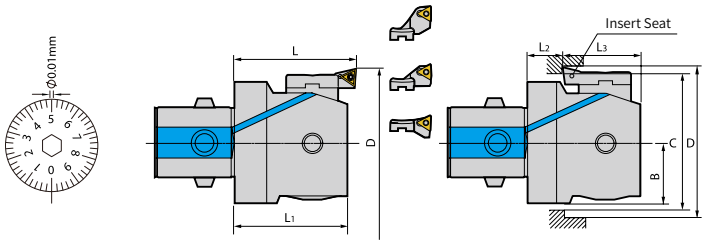



Ordering code	Insert holder	Boring		range D	Back Boring			range D	Insert	Screw	Wrench	Weight	Stock
		L1	L		B	L2	L3						
GCK1-FB20-36	DPZFB1-A	29.5	32.5	20-26	10	10.5	19	-	TPGT080202	PSI65M050020-27010D	PTT06PD	0.06	●
	DPZFB1-B			25-31				-				0.06	●
	DPZFB1-C			30-36				30-36				0.06	●
GCK2-FB25-47	DPZFB2-A	32.5	35.5	25-33	12.5	11.5	21	-				0.12	●
	DPZFB2-B			32-40				36-40				0.12	●
	DPZFB2-C			39-47				39-47				0.12	●
GCK3-FB32-60	DPZFB3-A	35	40	32-42	16	10	25	-				0.20	●
	DPZFB3-B			41-51				46-51				0.20	●
	DPZFB3-C			50-60				50-60				0.20	●
GCK4-FB41-74	DPZFB4-A	43	47	41-54	20	14	29	-	TCMT110204 (Standard) TPGH110304 (Optional)	PSI55M070030-40010D (Standard) PSI55M060025-35010D (Optional)	PTT08PD	0.39	●
	DPZFB4-B			50-63				53-63				0.39	●
	DPZFB4-C			61-74				61-74				0.39	●
GCK5-FB53-95	DPZFB5-A	53	57	53-70	25.5	19	34	62-70				0.80	●
	DPZFB5-B			65-82				65-82				0.80	●
	DPZFB5-C			78-95				78-95				0.80	●
GCK6-FB68-150	DPZFB6-A	67.2	71	68-100	32.5	22	45.2	80-100				1.75	●
	DPZFB6-B			94-126				94-126				1.75	●
	DPZFB6-C			118-150				118-150				1.75	●
GCK7-FB100-203	DPZFB6-A	67.2	71	110-153	45.5	22	45.2	112-153				2.47	●
	DPZFB6-B			126-179				126-179				2.47	●
	DPZFB6-C			150-203				150-203				2.47	●

1.Quotation with 1 PC insert holder DPZFBX-A,while DPZFBX-B and DPZFBX-C shall be ordered separately
2. Back boring need to meet the condition as follow
C>B+D/2
C: Minimum through-hole diameter B: Boring cutter radius D: Back boring machining
Spindle reverses rolling when reverse boring.

● Standard Stock ○ Available Upon Order

DPZFB

Insert Seat



Ordering code		Figure	Insert	Boring head	Stock
DPZFB	1-A	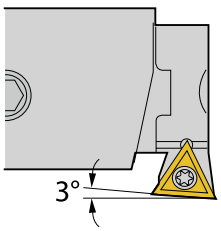	TPGH080202	GCK1-FB20-36	●
	1-B				●
	1-C				●
	2-A			GCK2-FB25-47	●
	2-B				●
	2-C				●
	3-A			GCK3-FB32-60	●
	3-B				●
	3-C				●
	4-A-TP/TC		TCMT110204 (Standard) TPGH110304 (Optional)	GCK4-FB41-74	●
	4-B-TP/TC				●
	4-C-TP/TC				●
	5-A-TP/TC			GCK5-FB53-95	●
	5-B-TP/TC				●
	5-C-TP/TC				●
	6-A-TP/TC			GCK6-FB68-150 GCK7-FB100-203	●
	6-B-TP/TC				●
	6-C-TP/TC				●

● Standard Stock ○ Available Upon Order

Remarks:
1.Quotation with 1 PC insert holder DPZFBX-1,while DPZFBX-2 and DPZFBX-3 shall be ordered separately
2.Over DPZFB4 with TCMTT11 and TPEH11 two different types ,it can be selected according to actual working condition

LFB

Large Diameter Finishing Boring Tool

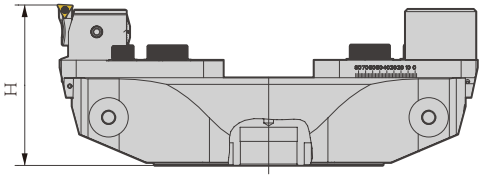



Ordering code	H	Boring range	Adapter size	Back Boringrange	Back boring depth	Weight	Stock
GCA-LFB148-215	109	148-215	GCA	38-105	30	3.18	●
GCA-LFB198-265	109	198-265	GCA	88-155	30	3.71	●
GCA-LFB248-315	109	248-315	GCA	148-205	30	4.19	●
GCB-LFB298-395	113	298-395	GCB	188-285	25	9.5	○
GCB-LFB378-475	118	378-475	GCB	268-365	25	11.26	○
GCB-LFB458-555	123	458-555	GCB	348-445	25	25.64	○
GCB-LFB538-795	197	538-795	GCB	428-685	25	13.19	○
GCB-LFB778-1035	217	778-1035	GCB	668-925	25	36.83	○
GCB-LFB1018-1275	217	1018-1275	GCB	908-1165	25	44.26	○

Remarks: Quotation with the spare parts

● Standard Stock ○ Available Upon Order

Insert Seat	Insert	Screw	Wrench	Weight
DPZFB5-B-TC	TCMT110204	PSI55M070030-40010D	Q08B	0.04
DPZFB5-B-TP	TPGH110304	PSI55M060025-35010D		0.04

SFB

Micro-boring Tool

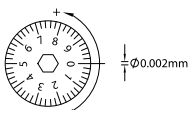

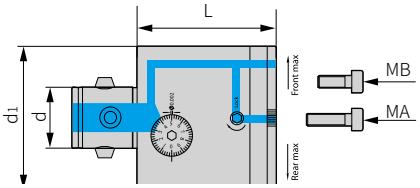



Type	d1	L	Boring range	Adapter size	Insert holder	Weight	Stock
GCK2-SFB25-M	25	50	29-38	GCK2	DPZ2938	0.15	○
GCK3-SFB32-M	32	63	36-52	GCK3	DPZ3652	0.33	○
GCK4-SFB40-M	40	63	48-68	GCK4	DPZ4868	0.53	○
GCK5-SFB50-BM	50	80	57-80	GCK5	DPZ5780	1.02	○
GCK6-SFB63-BMA	64	8	70-110	GCK6	DPZ70110	1.70	○
GCK6-SFB80-BMB	80	100	110-150	GCK6	DPZ110150	3.50	○

Remarks: Quotation with SFB series insert holder

● Standard Stock ○ Available Upon Order

SFB

Boring Tool Insert Holder

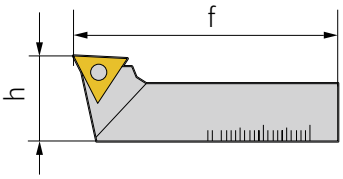



Ordering code		h	f	Boring range	Adapter size	Insert holder	Screw	Wrench	Weight	Stock
DPZ	2938	11	27	29-38	GCK2-SFB25	TPGH0902..L	PSI55M060025-35010D	PTT08PD	0.01	○
	3652	13	35	36-52	GCK3-SFB32	TPGH0902..L	PSI55M060025-35010D	PTT08PD	0.02	○
	4868	13	43	48-68	GCK4-SFB40	TPGH0902..L	PSI55M060025-35010D	PTT08PD	0.03	○
	5780	20	54	57-80	GCK5-SFB50	TPGH1103..L	PSI55M070030-40010D	PTT08PD	0.09	○
	70110	20	66	70-110	GCK6-SFB63	TPGH1103..L	PSI55M070030-40010D	PTT08PD	0.14	○
	110150	20	106	110-150	GCK6-SFB80	TPGH1103..L	PSI55M070030-40010D	PTT08PD	0.25	○

● Standard Stock ○ Available Upon Order

SFB

Micaro -boring Bar

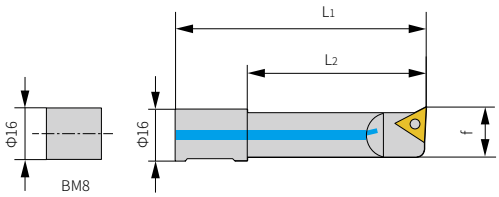



Ordering code	L1	L2	Boring range	Adapter size	Insert holder	Screw	Wrench	Weight	Stock
DG1606-21	65	21	6-9	GCK5-SFB50 GCK6-SFB63 GCK6-SFB80	WBGT0201..L	PSI55M040020-27010D	PTT06PD	0.04	○
DG1608-28	63	28	8-11		TBGT0601..L	PSI55M040020-27010D	PTT06PD	0.04	○
DG1610-35	63	35	10-13		TBGT0601..L	PSI55M040020-27010D	PTT06PD	0.05	○
DG1612-42	73	42	12-15		TPEH0902..L	PSI55M060025-35010D	PTT08PD	0.06	○
DG1614-50	78.5	50	14-17		TPEH0902..L	PSI55M060025-35010D	PTT08PD	0.08	○
DG1616-60	88	60	16-20		TPEH0902..L	PSI55M060025-35010D	PTT08PD	0.11	○
DG1620-65	92	65	20-24		TPEH1103..L	PSI55M070030-40010D	PTT08PD	0.06	○
DG1624-68	95	68	24-28		TPEH1103..L	PSI55M070030-40010D	PTT08PD	0.20	○

● Standard Stock ○ Available Upon Order

GBJ16

Micro-boring Head



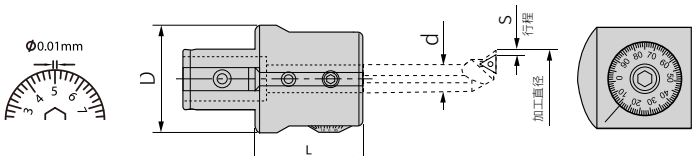

Ordering code	D	d	L	Dial distance	Micro precision	Adapter size	Boring Range	Screw	Screw	Wrench	Weight	Stock
GBJ16	63	16	50	0.01	5	GCK6	8-50	PSTCM0100110D	PSTCM0100070D	PTH50PK	1.14	●

Remarks:Quotation without holder ,recommend to change the holder to BT40/BT50 GCK6-55

● Standard Stock ○ Available Upon Order

GBJ16

Micro-boring Bar

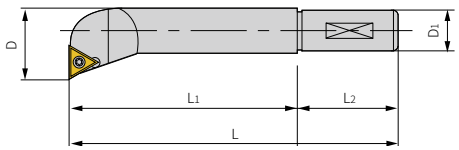



Ordering code		D	D1	L1	L2	L	Insert	Boring Range	Screw	Wrench	Weight	Stock
GBJ	1606-24	6	16	24	34	66	TBGT0601..L	6-8	PSI55M040020-27010D	PTT06PD	0.06	●
	1608-32	8	16	32	32	64	TBGT0601..L	8-11	PSI55M040020-27010D	PTT06PD	0.07	●
	1610-40	10	16	40	32	72	TBGT0601..L	10-13	PSI55M040020-27010D	PTT06PD	0.07	●
	1612-53	12	16	53	32	85	TPGH0902..L	12-17	PSI55M060025-35010D	PTT08PD	0.09	●
	1616-68	16	16	68	32	100	TPGH0902..L	16-21	PSI55M060025-35010D	PTT08PD	0.13	●
	1620-83	20	16	83	32	115	TPGH0902..L	20-26	PSI55M070030-40010D	PTT08PD	0.20	●
	1625-90	25	16	90	32	122	TPGH1102..L	25-32	PSI55M070030-40010D	PTT08PD	0.25	●
	1630-90	30	16	90	32	122	TPGH1102..L	30-42	PSI55M070030-40010D	PTT08PD	0.25	●
	1640-90	40	16	90	32	122	TPGH1102..L	40-50	PSI55M070030-40010D	PTT08PD	0.26	●

● Standard Stock ○ Available Upon Order

GBJ16

Micro-boring Tool Kit



Ordering code	Range	Adapter	Weight	Stock
BT40-GBJ16-8PCS	8-50	BT40-GCK6-55	3.68	●
BT50-GBJ16-8PCS	8-50	BT50-GCK6-85	6.74	●

● Standard Stock ○ Available Upon Order

GBH2084

Micro-boring head

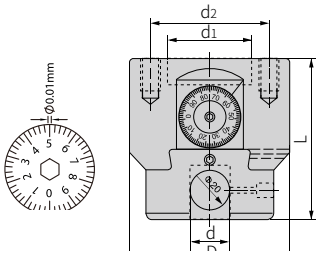



Ordering code	D	d	d1	d2	L	Micro diatance	Boring Range	Dial precision	Adaptsize	Weight	Stock
GBH2084	84	20	35	60	80	28	8-280	0.01	GBH-A.B	2.74	○
						Adjusting screw	Wrench	Locking screw	Wrench		
						PSTCM080160D	PTH40PK	PSTCM0120140D	PTH60PK		

Remarks:Quotation with holder ,please confirm the type of the machine spindle interface with our staff.

GBH2084

Micro-boring bar

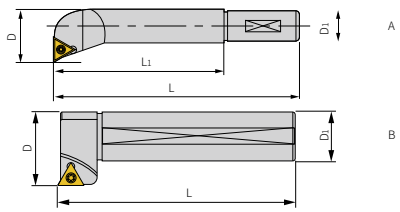



	Ordering code	D	D1	L1	L	Figure	Insert	Range	Screw	Wrench	Weight	Stock
GBH	2008-32	8	20	32	74	A	TBGT0601L	8-11	PSI55M040020-27010D	PTT06PD	0.09	●
	2010-40	10	20	40	75	A	TBGT0601L	10-13	PSI55M040020-27010D	PTT06PD	0.10	●
	2012-53	12	20	53	88	A	TPGH0902L	12-17	PSI55M060025-35010D	PTT08PD	0.12	●
	2016-68	16	20	68	103	A	TPEH0902L	16-21	PSI55M060025-35010D	PTT08PD	0.16	●
	2020-83	20	20	83	115	A	TPEH1103L	20-26	PSI55M070030-40010D	PTT08PD	0.22	●
	2025-96	25	20	96	131	A	TPEH1103L	25-135	PSI55M070030-40010D	PTT08PD	0.35	●
	2030-115	30	20	115	159	A	TPGH1103L	30-140	PSI55M070030-40010D	PTT08PD	0.52	●
	20120-97	30	20	-	97	B	TPGH1103L	120-280	PSI55M070030-40010D	PTT08PD	0.25	●

● Standard Stock ○ Available Upon Order

GBH2084

Micro-boring Tool Kit



Ordering code	Range	Adapter	Weight	Stock
BT40-GBH2084-8PCS	8-280	BT40- GBH-A50	6.44	●
BT50-GBH2084-8PCS	8-280	BT50- GBH-A50	8.89	●

● Standard Stock ○ Available Upon Order

BT-GCK

Boring Adapter

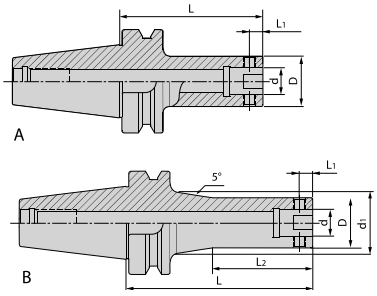



Ordering code		Diagram	D	d1	d	L1	L2	L	Screw	Wrench	Weight	Stock
BT40	GCK1-70	A	19	-	11	5.05	-	70	PSTCM050050D	PTH25LD	1.03	●
	GCK1-100L	B	19	20.7	11	5.05	60	100	PSTCM050050D	PTH25LD	1.10	●
	GCK1-130L	B	19	25.5	11	5.05	60	130	PSTCM050050D	PTH25LD	1.18	●
	GCK2-75	A	24	-	14	6.62	-	75	PSTCM050060D	PTH25LD	1.10	●
	GCK2-100	A	24	-	14	6.62	-	100	PSTCM050060D	PTH25LD	1.18	●
	GCK2-130L	B	24	28.3	14	6.62	75	130	PSTCM050060D	PTH25LD	1.33	●
	GCK2-160L	B	24	33.6	14	6.62	75	160	PSTCM050060D	PTH25LD	1.49	●
	GCK3-80	A	31	-	18	8	-	80	PSTCM060090D	PTH30LD	1.22	●
	GCK3-100	A	31	-	18	8	-	100	PSTCM060090D	PTH30LD	1.32	●
	GCK3-135L	B	31	34.5	18	8	75	135	PSTCM060090D	PTH30LD	1.54	●
	GCK3-165L	B	31	39.7	18	8	85	165	PSTCM060090D	PTH30LD	1.76	●
	GCK4-70	A	39	-	22	10	-	70	PSTCM080120D	PTH40LD	1.21	●
	GCK4-100	A	39	-	22	10	-	100	PSTCM080120D	PTH40LD	1.46	●
	GCK4-150L	B	39	43.4	22	10	85	150	PSTCM080120D	PTH40LD	1.90	●
	GCK4-170L	B	39	46.9	22	10	95	170	PSTCM080120D	PTH40LD	2.16	●
	GCK5-60	A	50	-	28	13	-	60	PSTCM100160D	PTH50LD	1.22	●
	GCK5-80	A	50	-	28	13	-	80	PSTCM100160D	PTH50LD	1.52	●
	GCK5-100	A	50	-	28	13	-	100	PSTCM080120D	PTH50LD	1.80	●
	GCK5-150	A	50	-	28	13	-	150	PSTCM100160D	PTH50LD	2.52	●
	GCK5-180	A	50	-	28	13	-	180	PSTCM100160D	PTH50LD	2.90	●
	GCK6-55	A	64	-	36	16	-	55	PSTCM120200D	PTH60LD	1.22	●
	GCK6-100	A	64	-	36	16	-	100	PSTCM120200D	PTH60LD	2.29	●
	GCK6-150	A	64	-	36	16	-	150	PSTCM120200D	PTH60LD	3.50	●
	GCK6-180	A	64	-	36	16	-	180	PSTCM120200D	PTH60LD	4.22	●
BT50	GCK1-80	A	19	-	11	5.05	-	80	PSTCM050050D	PTH25LD	3.20	●
	GCK1-115L	B	19	20.7	11	5.05	50	115	PSTCM050050D	PTH25LD	3.73	●
	GCK1-145L	B	19	26	11	5.05	60	145	PSTCM050050D	PTH25LD	4.20	●
	GCK2-105	A	24	-	14	6.62	-	105	PSTCM050060D	PTH25LD	3.78	●
	GCK2-135L	B	24	26.6	14	6.62	65	135	PSTCM050060D	PTH25LD	3.89	●
	GCK2-165L	B	24	31.9	14	6.62	75	165	PSTCM050060D	PTH25LD	4.08	●
	GCK3-110	A	31	-	18	8	-	110	PSTCM060090D	PTH30LD	3.95	●

● Standard Stock ○ Available Upon Order

BT-GCK

Boring Adapter

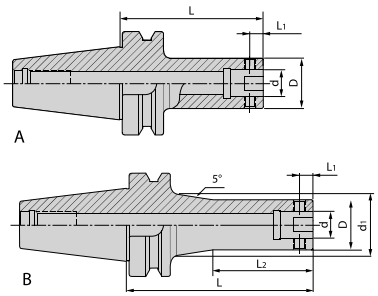



Ordering code		Diagram	D	d1	d	L1	L2	L	Screw	Wrench	Weight	Stock
BT50	GCK3-140L	B	31	32.7	18	8	75	140	PSTCM060090D	PTH30LD	4.09	●
	GCK3-170L	B	31	38	18	8	85	170	PSTCM060090D	PTH30LD	4.31	●
	GCK4-100	A	39	-	22	10	-	100	PSTCM060090D	PTH30LD	3.98	●
	GCK4-160L	B	39	42.5	22	10	85	160	PSTCM080120D	PTH40LD	4.50	●
	GCK4-205L	B	39	50	22	10	95	205	PSTCM080120D	PTH40LD	5.13	●
	GCK5-90	A	50	-	28	13	-	90	PSTCM080120D	PTH40LD	4.30	●
	GCK5-165	A	50	-	28	13	-	165	PSTCM100160D	PTH50LD	5.20	●
	GCK5-210L	B	50	57.8	28	13	120	210	PSTCM100160D	PTH50LD	5.92	●
	GCK5-270L	B	50	68.4	28	13	120	270	PSTCM100160D	PTH50LD	7.23	●
	GCK6-85	A	64	-	36	16	-	85	PSTCM100160D	PTH50LD	4.28	●
	GCK6-155	A	64	-	36	16	-	155	PSTCM120200D	PTH60LD	5.97	●
	GCK6-215	A	64	-	36	16	-	215	PSTCM120200D	PTH60LD	7.43	●
	GCK6-250	A	64	-	36	16	-	250	PSTCM120200D	PTH60LD	8.27	●
	GCK6-300L	B	64	80.5	36	16	160	300	PSTCM120200D	PTH60LD	10.21	●
	GCK6-350L	B	64	90	36	16	160	350	PSTCM120200D	PTH60LD	12.90	●
	GCK7-85	A	90	-	46	19.15	-	85	PSTCM120200D	PTH100LD	4.96	●
	GCK7-150	A	90	-	46	19.15	-	-	PSTCM200290D	PTH100LD	6.52	●
	GCK7-210	A	90	-	46	19.15	-	-	PSTCM200290D	PTH100LD	8.55	●
	GCK7-250	A	90	-	46	19.15	-	-	PSTCM200290D	PTH100LD	10.35	●
	GCK7-300	A	90	-	46	19.15	-	-	PSTCM200290D	PTH100LD	12.55	●
	GCK7-350	A	90	-	46	19.15	-	-	PSTCM200290D	PTH100LD	13.25	●

● Standard Stock ○ Available Upon Order

GC

Large Diameter Boring Adaptor

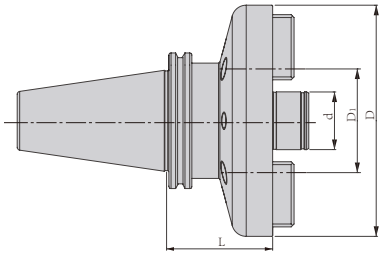



Ordering code	D	d	L	D1	Weight	Stock
BT50-GCA-55	100	40	55	66.7	4.28	●
BT50-GCA-150	100	40	150	66.7	8.63	●
BT50-GCA-200	100	40	200	66.7	10.92	●
BT50-GCA-250	100	40	250	66.7	13.21	●
BT50-GCA-300	100	40	300	66.7	15.5	○
BT50-GCB-85	160	40	85	101.6	8.9	○
BT50-GCB-150	160	40	150	101.6	11.6	○
BT50-GCB-200	160	40	200	101.6	13.69	○
BT50-GCB-250	160	40	250	101.6	15.77	○
BT50-GCB-300	160	40	300	101.6	17.85	○

● Standard Stock ○ Available Upon Order

GSD

Alloy Anti-vibration tool Holder

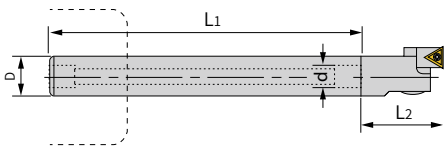



Ordering code		D	d	L1	L2	Adapter	Range	Weight	Stock
GSD	C19-GCK1-150	19	11	150	32.5	GCK1-FB20-36	20-36	0.5	○
	C19-GCK1-200	19	11	200	32.5			0.7	○
	C19-GCK1-250	19	11	250	32.5			0.9	○
	C24-GCK2-200	24	14	200	35.5	GCK2-FB25-47	25-47	1.0	○
	C24-GCK2-250	24	14	250	35.5			1.2	○
	C24-GCK2-300	24	14	300	35.5			1.5	○
	C31-GCK3-250	31	18	250	40	GCK3-FB32-60	32-60	1.8	○
	C31-GCK3-300	31	18	300	40			2.2	○
	C31-GCK3-400	31	18	400	40			3.0	○

● Standard Stock ○ Available Upon Order

GCK

Extension Adaptor

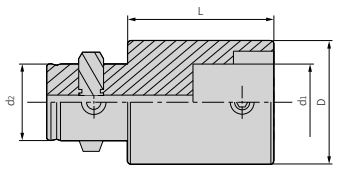



Ordering code		D	d1	d2	L	Screw	Wrench	Weight	Stock
GCK	1-1-30	19	11	11	30	PSTCM050050D	PTH25LD	0.06	●
	2-2-30	24	14	14	30	PSTCM050060D	PTH25LD	0.09	●
	3-3-30	31	18	18	30	PSTCM060090D	PTH30LD	0.14	●
	4-4-45	39	22	22	45	PSTCM080120D	PTH40LD	0.29	●
	4-4-60	39	22	22	60	PSTCM080120D	PTH40LD	0.47	●
	5-5-60	50	28	28	60	PSTCM100160D	PTH50LD	0.75	●
	5-5-90	50	28	28	90	PSTCM100160D	PTH50LD	1.18	●
	6-6-60	64	36	36	60	PSTCM120200D	PTH60LD	1.46	●
	6-6-100	64	36	36	100	PSTCM120200D	PTH60LD	2.35	●

● Standard Stock ○ Available Upon Order

GCK

Reduction Adaptor

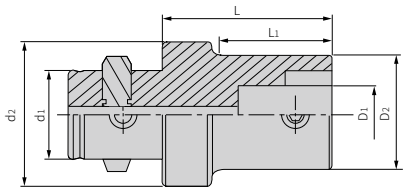



Ordering code		D1	D2	d1	d2	L1	L	Screw	Wrench	Weight	Stock
GCK	2-1-36	11	19	14	24	30	36	PSTCM050050D	PTH25LD	0.08	●
	3-1-41	11	19	18	31	30	41	PSTCM050050D	PTH30LD	0.12	●
	3-2-37	14	24	18	31	25	37	PSTCM050060D	PTH30LD	0.13	●
	4-1-58	11	19	22	39	40	58	PSTCM050050D	PTH40LD	0.24	●
	4-2-50	14	24	22	39	36	50	PSTCM050060D	PTH40LD	0.22	●
	4-3-50	18	31	22	39	37	50	PSTCM060090D	PTH40LD	0.30	●
	5-1-60	11	19	28	50	40	60	PSTCM050050D	PTH50LD	0.38	●
	5-2-54	14	24	28	50	35	54	PSTCM050060D	PTH50LD	0.38	●
	5-2-74	14	24	28	50	55	74	PSTCM050060D	PTH50LD	0.45	●
	5-3-47	18	31	28	50	29	47	PSTCM060090D	PTH50LD	0.46	●
	5-3-72	18	31	28	50	54	72	PSTCM060090D	PTH50LD	0.54	●
	5-4-42	22	39	28	50	25	42	PSTCM080120D	PTH50LD	0.43	●
	5-4-67	22	39	28	50	50	67	PSTCM080120D	PTH50LD	0.62	●
	6-1-70	11	19	36	64	40	70	PSTCM050050D	PTH60LD	0.90	●
	6-2-63	14	24	36	64	45	63	PSTCM050060D	PTH60LD	0.66	●
	6-2-93	14	24	36	64	75	93	PSTCM050060D	PTH60LD	0.71	●
	6-3-56	18	31	36	64	39	56	PSTCM060090D	PTH60LD	0.70	●
	6-3-96	18	31	36	64	79	96	PSTCM060090D	PTH60LD	0.91	●
	6-4-51	22	39	36	64	35	51	PSTCM080120D	PTH60LD	0.76	●
	6-4-101	22	39	36	64	85	101	PSTCM080120D	PTH60LD	1.19	●
	6-5-41	28	50	36	64	25	41	PSTCM100160D	PTH60LD	0.72	●
	6-5-91	28	50	36	64	75	91	PSTCM100160D	PTH60LD	1.46	●

● Standard Stock ○ Available Upon Order

Insert Screw Wrench






Insert	Connector	Screw	Wrench	Stock
TBGT0601..L		PSI55M040020-27010D	PTT06PD	●
TPGT0802..L		PSI55M050020-27010D	PTT08PD	●
TPGH0902..L		PSI55M060025-35010D	PTT08PD	●
TPGH1103..L		PSI55M070030-40010D	PTT08PD	●
TCMT1102		PSI55M060025-35010D	PTT08PD	●
CCMT0602		PSI55M060025-35010D	PTT08PD	●
CCMT09T3		PSI60M100040-57010D	PTT15PD	●
CCMT1204		PSI45M110050-70010D	PTT20PD	●
	GCK1	PSTCM050050D	PTH25LD	○
	GCK2	PSTCM050060D	PTH25LD	○
	GCK3	PSTCM060090D	PTH30LD	○
	GCK4	PSTCM080120D	PTH40LD	○
	GCK5	PSTCM100160D	PTH50LD	○
	GCK6	PSTCM120200D	PTH60LD	○

● Standard Stock ○ Available Upon Order

R733-C

Reamer forComposite Mmaterial

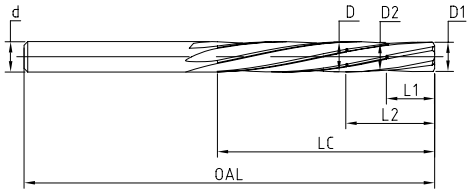



Ordering code	D(mm)	D（in）	D1	L1	D2	L2	Lc	OAL	d	Wire
R733-C-0326	3.26	0.128	3.10	6.5	-	-	35	75	3.26	30#
R733-C-0357	3.57	0.141	3.26	6.5	3.45	13.0	35	75	3.57	28#
R733-C-0400	4.00	0.157	3.45	6.5	3.86	13.0	35	75	4.00	-
R733-C-0417	4.17	0.164	3.86	6.5	4.00	13.0	40	100	4.17	-
R733-C-0450	4.50	0.177	4.17	6.5	4.39	13.0	40	100	4.50	-
R733-C-0485	4.85	0.191	4.50	6.5	4.70	13.0	40	100	4.85	11#
R733-C-0500	5.00	0.197	4.70	6.5	4.85	13.0	40	100	5.00	-
R733-C-0536	5.36	0.211	4.85	6.5	5.20	13.0	40	100	5.36	6#

Unit（mm）

Work Piece							
P			M	N			
1 2 3 4	5	6	1 2 3	1 2	3	4	5
Carbon steel Alloy steel (＜35HRC)	Alloy steel Tool steel (35-48HRC)	PH and Ferrite / Martensite steel	Stainless steel	Forged aluminium alloy Cast aluminium alloy (Si≤12%)	Cast aluminium alloy (Si＞12%)	Copper alloy (＜200HB)	Composite material
							◎

◎ Most Suitable ○ Suitable

Recommended Cutting Data ※ P128

R733-CM

Reamer for Composite and Metal

SHANK | AlCrN/TiSiN | 6

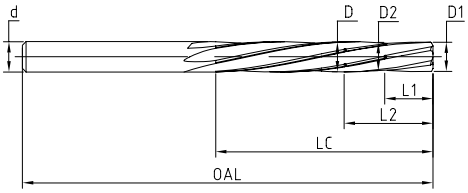



Ordering code	D(mm)	D（in）	D1	L1	D2	L2	Lc	OAL	d	Wire
R733-C-0326	3.26	0.128	3.10	6.5	-	-	35	75	3.26	30#
R733-C-0357	3.57	0.141	3.26	6.5	3.45	13.0	35	75	3.57	28#
R733-C-0400	4.00	0.157	3.45	6.5	3.86	13.0	35	75	4.00	-
R733-C-0417	4.17	0.164	3.86	6.5	4.00	13.0	40	100	4.17	-
R733-C-0450	4.50	0.177	4.17	6.5	4.39	13.0	40	100	4.50	-
R733-C-0485	4.85	0.191	4.50	6.5	4.70	13.0	40	100	4.85	11#
R733-C-0500	5.00	0.197	4.70	6.5	4.85	13.0	40	100	5.00	-
R733-C-0536	5.36	0.211	4.85	6.5	5.20	13.0	40	100	5.36	6#

Unit（mm）

Work Piece							
P			M	N			
1 2 3 4	5	6	1 2 3	1 2	3	4	5
Carbon steel Alloy steel (＜35HRC)	Alloy steel Tool steel (35-48HRC)	PH and Ferrite / Martensite steel	Stainless steel	Forged aluminium alloy Cast aluminium alloy (Si≤12%)	Cast aluminium alloy (Si＞12%)	Copper alloy (＜200HB)	Composite material
							◎

◎ Most Suitable ○ Suitable

Recommended Cutting Data ※ P129

Recommended Cutting Data

Indexable boring system

Work Piece		Dia	Finishing-Boring			Roughing		
			V(m/min)	Feed (mm/rev)	Ap (mm)	V (m/min)	Feed (mm/rev)	Ap (mm)
P	Carbon steel	25-33	110-140	0.05-0.15	0.05-0.3	100-300	0.15-0.25	2.2
		32-42	115-150	0.05-0.15	0.05-0.3	105-140	0.15-0.3	2.7
		40-55	115-150	0.05-0.15	0.06-0.35	105-150	0.15-0.3	2.7
		52-70	115-150	0.15-0.2	0.06-0.35	105-150	0.25-0.35	4.3
		120-164	115-150	0.15-0.2	0.7-0.5	105-150	0.3-0.4	4.3
		160-204	115-150	0.15-0.2	0.7-0.5	105-150	0.3-0.4	4.3
	Alloy steel	25-33	100-130	0.05-0.15	0.05-0.15	90-120	0.15-0.25	2.2
		32-42	110-140	0.05-0.15	0.05-0.15	100-130	0.15-0.3	3.7
		40-55	110-150	0.05-0.15	0.05-0.15	100-130	0.2-0.3	3.7
		52-70	110-150	0.15-0.2	0.15-0.2	100-130	0.25-0.35	4.3
		120-164	110-150	0.15-0.2	0.15-0.2	100-130	0.3-0.4	4.3
		160-204	110-150	0.15-0.2	0.15-0.2	100-130	0.3-0.4	4.3
M	Stainless steel	25-33	70-100	0.07-0.15	0.07-0.15	60-90	0.12-0.2	2.2
		32-42	80-110	0.07-0.15	0.07-0.15	70-100	0.15-0.25	3.7
		40-55	80-110	0.07-0.15	0.07-0.15	70-100	0.15-0.25	3.7
		52-70	80-110	0.1-0.2	0.1-0.2	70-100	0.2-0.3	4.3
		120-164	80-110	0.1-0.2	0.1-0.2	70-100	0.25-0.35	4.3
		160-204	80-110	0.1-0.2	0.1-0.2	70-100	0.25-0.35	4.3
K	Cast Iron	25-33	70-100	0.07-0.15	0.12-0.35	60-110	0.2-0.3	2.2
		32-42	80-110	0.07-0.15	0.12-0.35	60-110	0.25-0.35	3.7
		40-55	80-110	0.07-0.15	0.2-0.5	60-110	0.25-0.35	3.7
		52-70	80-110	0.12-0.2	0.2-0.5	60-110	0.3-0.4	4.3
		120-164	80-110	0.12-0.2	0.25-0.75	60-110	0.3-0.45	4.3
		160-204	80-110	0.12-0.2	0.25-0.75	60-110	0.3-0.45	4.3
N	Aluminium alloy	25-33	150-300	0.05-0.15	0.12-0.35	120-300	0.2-0.3	2.2
		32-42	150-360	0.1-0.2	0.12-0.35	150-370	0.25-0.35	3.7
		40-55	150-360	0.1-0.2	0.2-0.5	150-370	0.25-0.35	3.7
		52-70	150-360	0.1-0.2	0.2-0.5	150-370	0.3-0.4	4.3
		120-164	150-360	0.1-0.25	0.25-0.75	150-370	0.3-0.45	4.3
		160-204	150-360	0.1-0.25	0.25-0.75	150-370	0.3-0.45	4.3
S	High temperature alloy and heat resistant alloy	25-33	30-40	0.07-0.15	0.12-0.35	25-35	0.12-0.2	2.2
		32-42	40-45	0.07-0.15	0.12-0.35	30-40	0.15-0.25	3.7
		40-55	40-45	0.07-0.15	0.2-0.5	30-40	0.15-0.25	3.7
		52-70	40-45	0.1-0.2	0.2-0.5	30-40	0.2-0.3	4.3
		120-164	40-45	0.1-0.2	0.25-0.75	30-40	0.25-0.35	4.3
		160-204	40-45	0.1-0.2	0.25-0.75	30-40	0.25-0.35	4.3

Recommended Cutting Data

R733-Reamer for Composite Mmaterial

Application	Work Piece		Ap（mm）	Feed（mm/rev）
			m/min	mm/rev
Reaming	N	CFRP、GFRP	60	0.08

CFRP： Carbon Fiber Reinforced Plastic GFRP： Glass Fiber Reinforced Plastic
1.Please use the pneumatic tools with better rigidity, drill set, ensure processing stability.
2.When using the small size cutting tool, reduce the tool feed 20%-30%.

R733-CM Reamer for Composite and Metal

Application	Work Piece		Ap（mm）	Feed（mm/rev）
			m/min	mm/rev
Reaming	N	CFRP	60	0.08
	N	Aluminium alloy	60	0.08
	N S	Titanium alloy	20	0.05
	N	Aluminium alloy	60	0.08
	S	Titanium alloy	15	0.05
	M	Stainless steel	15	0.05

CFRP： Carbon Fiber Reinforced Plastic GFRP： Glass Fiber Reinforced Plastic
1.Please use the pneumatic tools with better rigidity, drill set, ensure processing stability.
2.When using the small size cutting tool, reduce the tool feed 20%-30%.